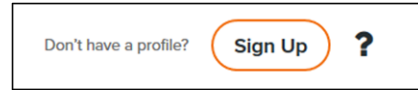


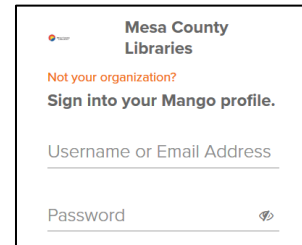
## FIRST STEPS:

1. Visit [mesacountylibraries.org](http://mesacountylibraries.org), click on eResources, then Mango.



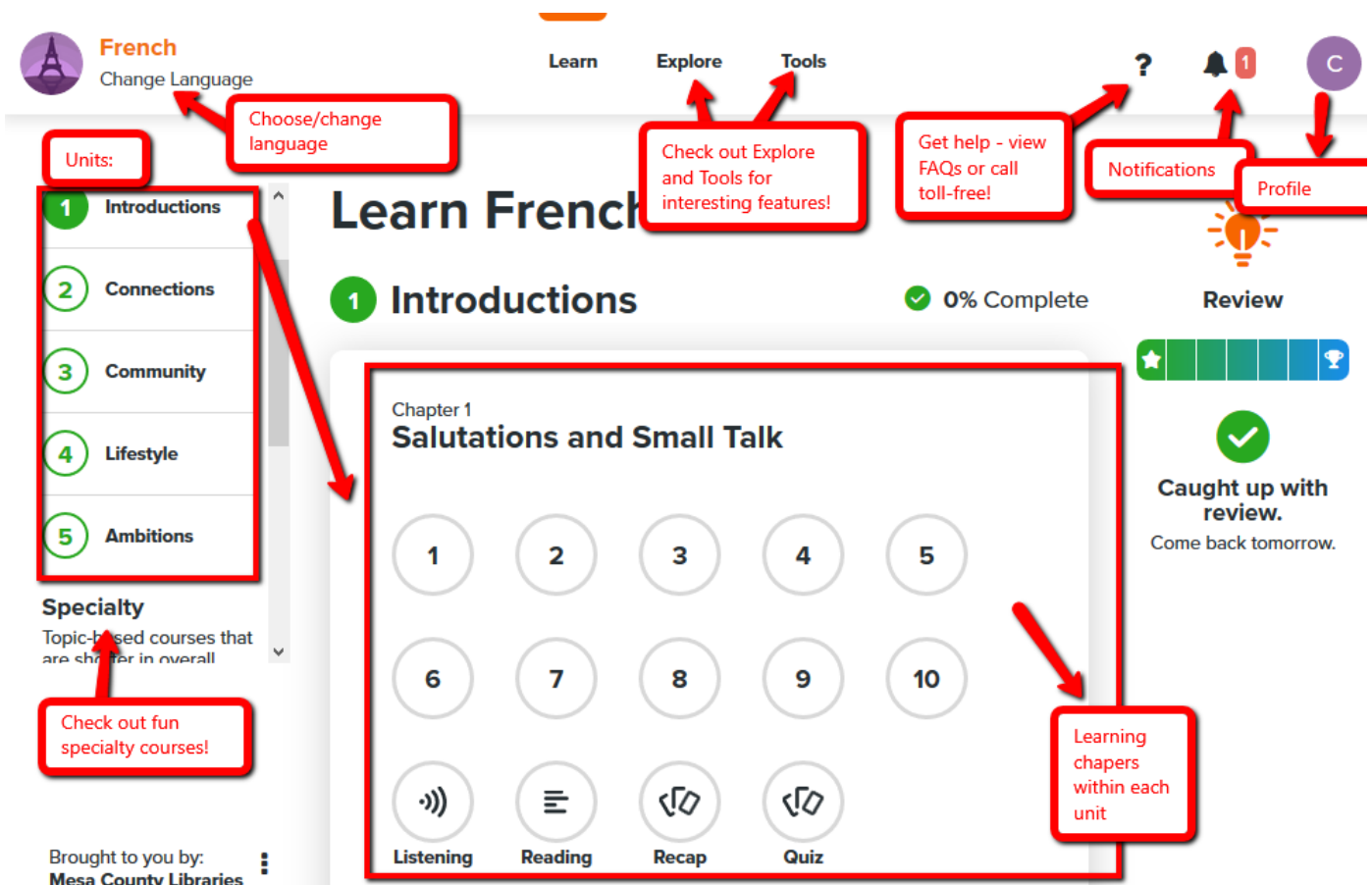
2. To create an account, click on 'Sign Up'.

3. If you already have an account, sign



in.

## TO START LEARNING:



The screenshot shows the Mango interface for learning French. Key features highlighted with red callout boxes include:

- Change Language:** A button to switch between languages.
- Units:** A list of units including Introductions, Connections, Community, Lifestyle, and Ambitions.
- Explore and Tools:** Navigation options for exploring content and using learning tools.
- Get help:** A link to view FAQs or call toll-free.
- Notifications and Profile:** Icons for receiving updates and accessing the user profile.
- Specialty:** A section for topic-based courses.
- Chapter 1: Salutations and Small Talk:** A grid of 10 learning chapters, each with associated audio, reading, recap, and quiz activities.
- Review:** A progress indicator showing 0% completion and a message: "Caught up with review. Come back tomorrow."

## VIEWING LESSONS OFFLINE:

Lessons can only be viewed offline in the **mobile app**, which can be downloaded from the Apple App Store or the Android Google Play store.



1. After logging in, pick a language.
2. On the course menu screen, tap a numbered circle with the download symbol on it to download a single lesson. You can also download all of the lessons in a chapter at once by selecting the **Download All** option.



Here is a guide to understand all of the different lesson icons:



Unstudied lesson that has not been downloaded.

Lesson in the process of being downloaded.

Downloaded lesson ready for offline study.

Downloaded lesson that has been studied.

Studied lesson that hasn't been downloaded.