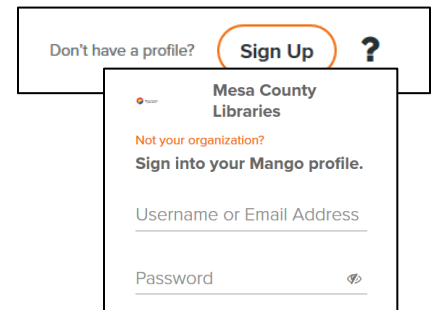
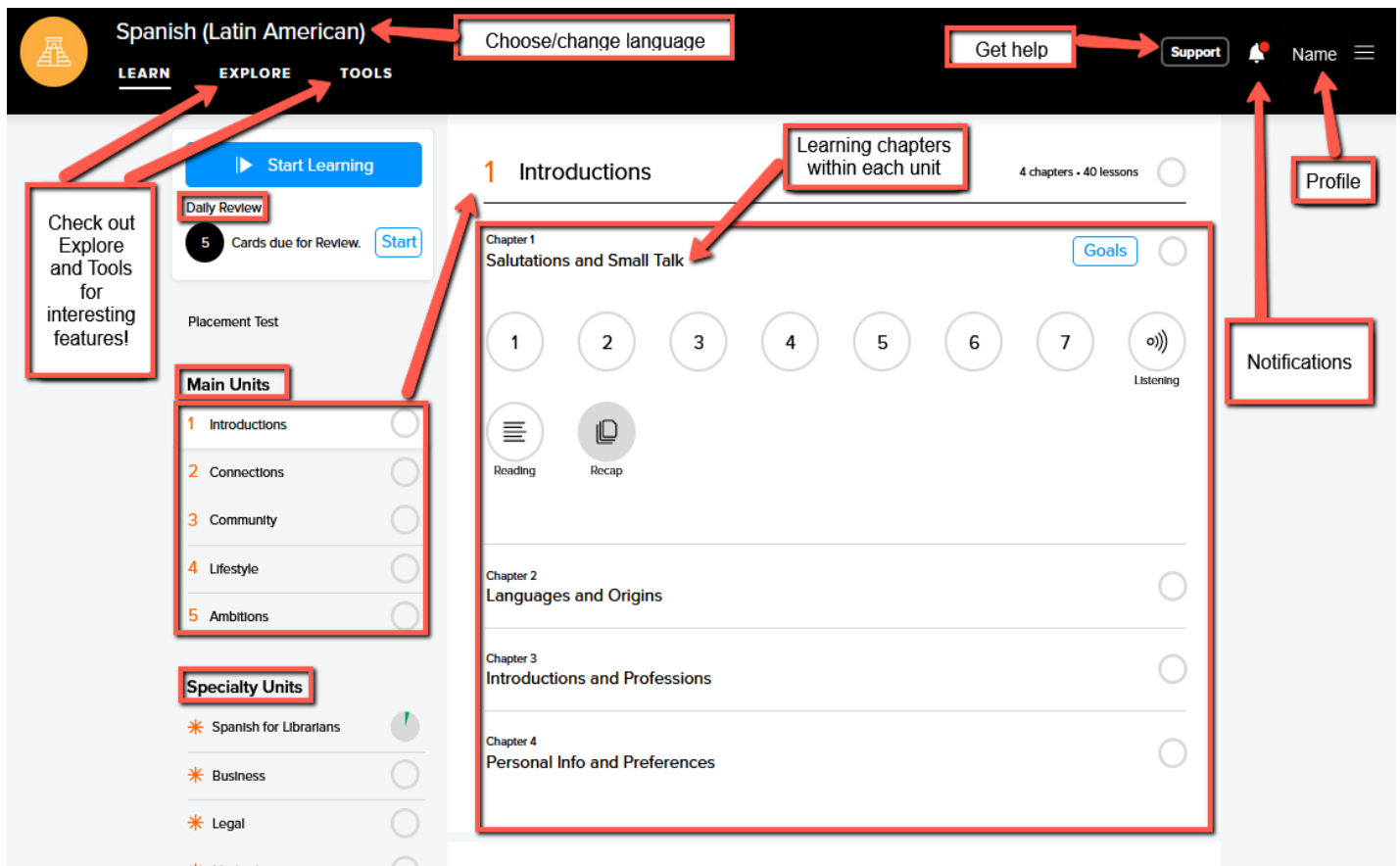


## FIRST STEPS:

1. Set your library account password at <https://mesa.marmot.org> if you haven't already done so. You'll need it for step 2.
2. Visit [mesacountylibraries.org](https://mesacountylibraries.org), click on eResources, then Mango. You'll be presented with a screen to enter your library card # and the password you created in Step 1.
3. To create an account, click on 'Sign Up'.
4. If you already have an account, sign in.



## TO START LEARNING:

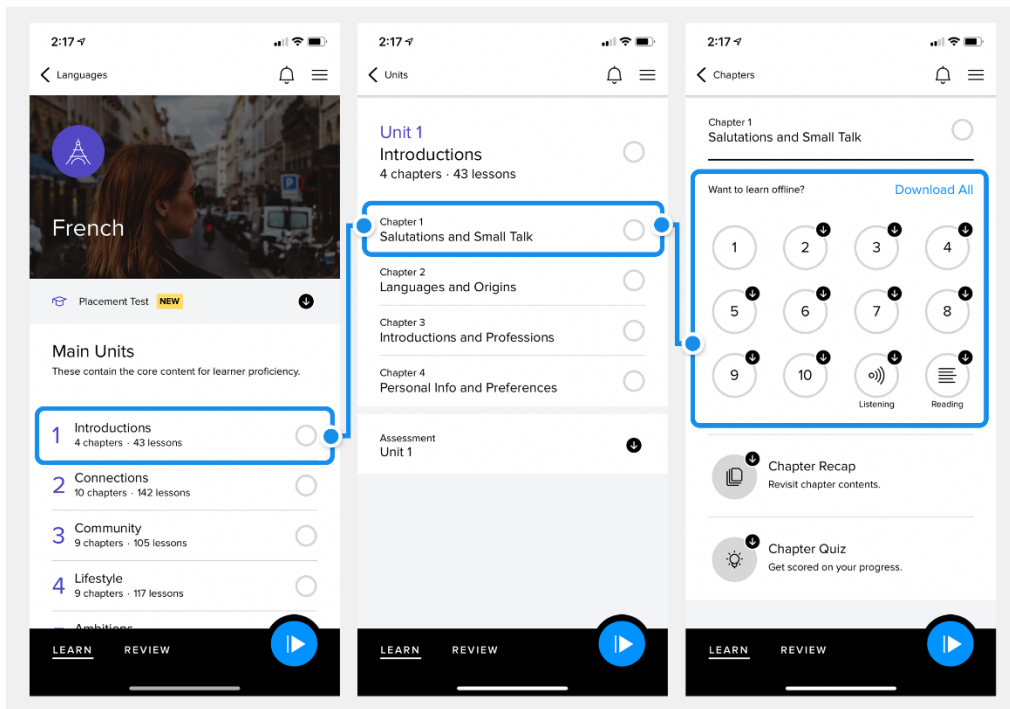


## VIEWING LESSONS OFFLINE:

Lessons can only be viewed offline in the **mobile app**, which can be downloaded from the Apple App Store or the Android Google Play store.



1. After logging in, pick a language.
2. On the course menu screen, tap a numbered circle with the download symbol on it to download a single lesson. You can also download all of the lessons in a chapter at once by selecting the **Download All** option.



Here is

a guide to understand all of the different lesson icons:



Unstudied lesson that has not been downloaded.

Lesson in the process of being downloaded.

Downloaded lesson ready for offline study.

Downloaded lesson that has been studied.

Studied lesson that hasn't been downloaded.